


SAT-series

SAT-660-F

伺服款超高速全自動指接機 (量產型)

Ultra-high-speed servo type
 fully auto finger joint system
 (Mass production)

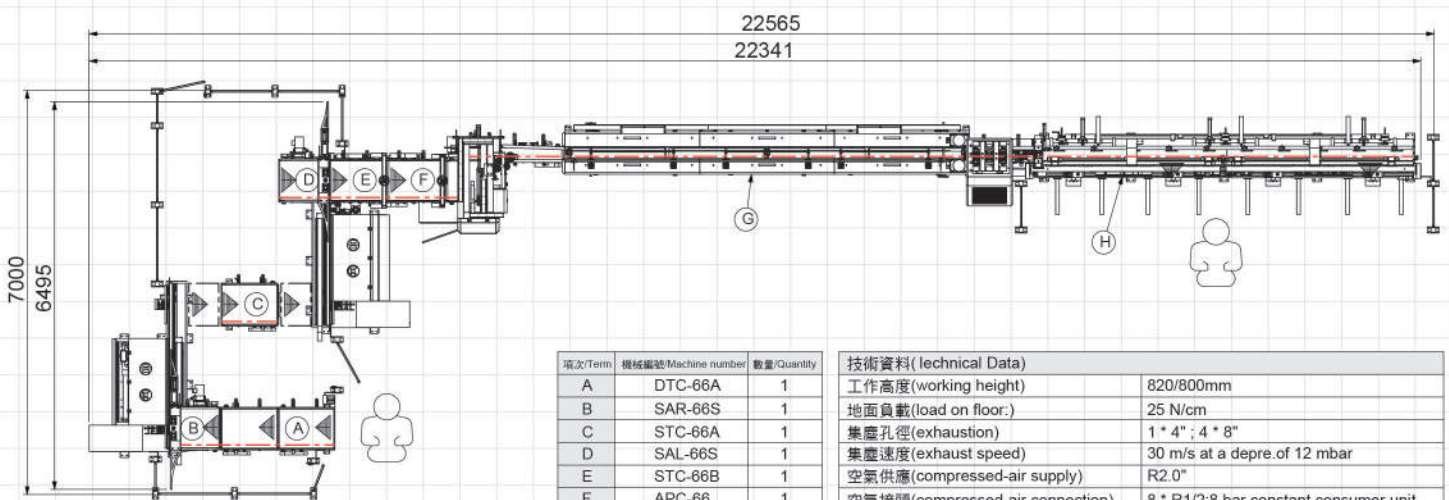


特性解說：

SAT獨特的機械設計突破了傳統方式，改採用伺服驅動控制，以提高機台速度及穩定性，讓木材擁有較高精度與垂直度，使您能生產出最高品質&穩定性的產品，節省更多因後續加工而浪費的材料。

Features:

The unique design of SAT breakthroughs the traditional mode. We change to use Servo Drive Control to enhance machine speed and stability. Let wood material with high accurately precision and verticality. Therefore, you can produce the highest and stability material to save more material those might be wasted while processing.



FURNIMATE WOOD WORKING MACHINERY CO.,LTD.

No.62, Lane 549, Sec.2, San Feng Road, Feng Yuan District, Taichung City 42073 Taiwan.

Tel: 886-4-25249780 Fax:+886-4-25238923 www.furnimate.com sales@twfurnimate.com

規格 / 配置 Specification / Configuration	H	F
工作長度 Working length	150(120)mm ~ 800(1000)mm	
工作寬度 Working width	25mm~150(205)mm	
工作厚度 Working thickness	15mm~90mm	
立式產能 Vertical type capacity 25x60x400	62.4M/min	52M/min
水平式產能 Horizontal type capacity 22x50x350	41.6M/min	41.6M/min
洗齒機工作台寬度 Shaper's table width	660mm	
洗齒機榫刀軸功率 Power of finger spindle	22.5KW/S(37.5KW)	
洗齒機切斷巨功率 Power of cut-off saw	11.25KW/S(15KW)	
洗齒機開槽巨功率 Power of scoring saw	2.25KW	
洗齒機工作傳動方式功率 Power of table movement	伺服 / servo 2.9KW	
洗齒機最大工作次數 Shaper max. cycle speed	8 / 分鐘 min	
洗齒機塗膠樣式 Glue spreader type	單液型噴塗 Single liquid type injection spreader	
洗齒機切斷巨木材監控裝置 Shaper wood cutting monitoring device	●	
洗齒機異常檢知系統 Shaper abnormal detection system	●	
氣壓高速電磁閥 Pneumatic high - speed solenoid valve	●	
安全柵欄裝置 Safety fence device	○	
接榫機工作長度 Finger assembler working length	6.2M	
接榫機進料變頻器功率 Power of feeding inverter	7.5KW	
接榫機油壓輸出功率 Power of hydraulic pump	7.5KW	
接榫機切斷巨功率 Power of cut-off saw	3.75KW	
接榫機最大工作次數 Assembler max. working cycle	9	
接榫機自動定長功能 Auto cut-length setting device	●	
接榫機異常檢知系統 Assembler abnormal detection system	●	
氣壓高速電磁閥 Pneumatic high - speed solenoid valve	●	
6.5米鏈條式預接機 6.5M chain type pre-joint feeding system	●	●
伺服自動翻料機 Servo fully auto flipper device	—	●
無線接長機 Infinite finger joint assembler machine	—	

● 標準配置 Standard / ○ 選配 Optional / — 無配置 No configuration / F 全自動配置 Fully automatic configuration / H 配置預接系統 Configure the pre-joint system / B 配置後出料輸送機 Configure rear feeding conveyor system / C 簡易輸送機配置 Simple Conveyor Configuration / 2L 雙指接線配置 Double finger assembler configuration

FURNIMATE WOOD WORKING MACHINERY CO.,LTD.


No.62, Lane 549, Sec.2, San Feng Road, Feng Yuan District, Taichung City 42073 Taiwan.

Tel: 886-4-25249780 Fax:+886-4-25238923 www.furnimate.com sales@twfurnimate.com

FAH-series

FAH-F1

水平式全自動指接機 (單鏈式)
 Horizontal fully auto finger joint system
 (Single chain type)

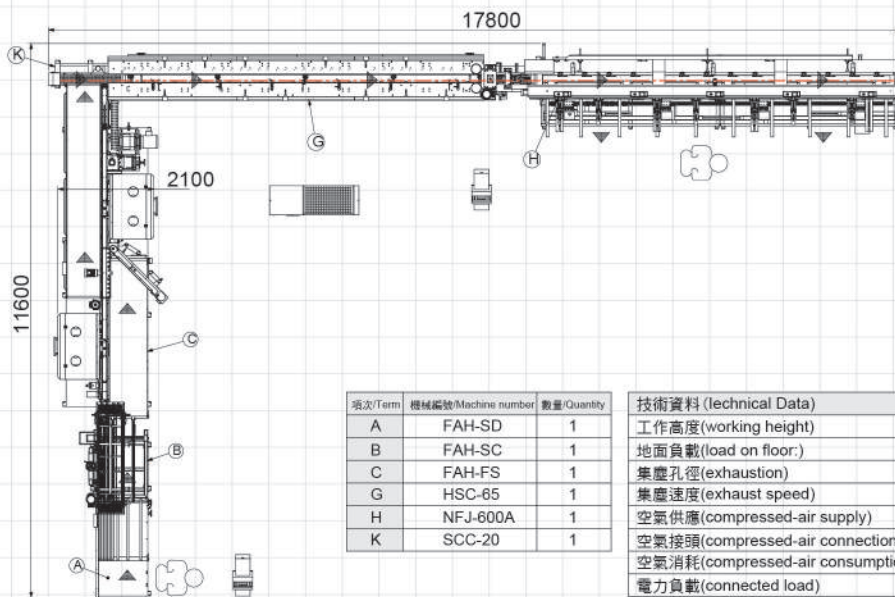


特性解說：

單鏈條式，專門生產水平式指接系統，能達到每分鐘120支的效能生產，是水平指接客戶最佳的選擇。

Features:

Single chain type is specialized to produce Horizontal finger joint system. The output utilities can reach 120 pieces per minute. It is the best choice for customers who need Horizontal finger joint.



項次/Term	機號編號/Machine number	數量/Quantity
A	FAH-SD	1
B	FAH-SC	1
C	FAH-FS	1
G	HSC-65	1
H	NFJ-600A	1
K	SCC-20	1

技術資料 (technical Data)	
工作高度(working height)	820/800mm
地面負載(load on floor:)	25 N/cm
集塵孔徑(exhaustion)	3 * 3" ; 6 * 4" ; 2 * 5"
集塵速度(exhaust speed)	30 m/s at a depre.of 12 mbar
空氣供應(compressed-air supply)	R1.5"
空氣接頭(compressed-air connection)	3 * R1/2:8 bar constant consumer unit
空氣消耗(compressed-air consumption)	750 NL/min
電力負載(connected load)	103HP/76.625KW

FURNIMATE WOOD WORKING MACHINERY CO.,LTD.

No.62, Lane 549, Sec.2, San Feng Road, Feng Yuan District, Taichung City 42073 Taiwan.

Tel: 886-4-25249780 Fax:+886-4-25238923 www.furnimate.com sales@twfurnimate.com

規格 / 配置 Specification / Configuration	F1	F2
工作長度 Working length	150~1000mm	250~2000mm
工作寬度 Working width	25~150mm	25~205mm
工作厚度 Working thickness	17mm~60mm	
立式產能 Vertical type capacity 25x60x400	-	
水平式產能 Horizontal type capacity 22x50x350		
洗齒機工作台寬度 Shaper's table width	-	
洗齒機排刀軸功率 Power of finger spindle	15KW	
洗齒機切斷巨功率 Power of cut-off saw	11.25KW/S	
洗齒機開槽巨功率 Power of scoring saw	1.5KW	
洗齒機工作傳動方式功率 Power of table movement	變頻 / inverter 7.5KW	
洗齒機最大工作次數 Shaper max. cycle speed	90 / 分鐘 min	60 / 分鐘 min
洗齒機塗膠樣式 Glue spreader type	單液型噴塗 Single liquid type injection spreader	
洗齒機切斷巨木材監控裝置 Shaper wood cutting monitoring device	-	
洗齒機異常檢知系統 Shaper abnormal detection system	●	
氣壓高速電磁閥 Pneumatic high - speed solenoid valve	-	
安全護欄裝置 Safety fence device	○	
接榫機工作長度 Finger assembler working length	6.2M	
接榫機進料變頻器功率 Power of feeding inverter	5.625KW	
接榫機油壓輸出功率 Power of hydraulic pump	7.5KW	
接榫機切斷巨功率 Power of cut-off saw	3.75KW	
接榫機最大工作次數 Assembler max. working cycle	9	
接榫機自動定長功能 Auto cut-length setting device	●	
接榫機異常檢知系統 Assembler abnormal detection system	●	
氣壓高速電磁閥 Pneumatic high - speed solenoid valve	●	
6.5米鏈條式預接機 6.5M chain type pre-joint feeding system	●	
伺服自動翻料機 Servo fully auto flipper device	●	
無線接長機 Infinite finger joint assembler machine	-	

● 標準配置 Standard / ○ 選配 Optional / - 無配置 No configuration / F 全自動配置 Fully automatic configuration / H 配置預接系統 Configure the pre-joint system / B 配置後出料輸送機 Configure rear feeding conveyor system / C 簡易輸送機配置 Simple Conveyor Configuration / 2L 雙指接線配置 Double finger assembler configuration

FURNIMATE WOOD WORKING MACHINERY CO.,LTD.

No.62, Lane 549, Sec.2, San Feng Road, Feng Yuan District, Taichung City 42073 Taiwan.


Tel: 886-4-25249780 Fax:+886-4-25238923 www.furnimate.com sales@twfurnimate.com

HH/HS- series

HSAT-660-F

伺服款雙主軸自動指接系統(重型)

Servo type double spindles auto finger joint system(Heavy duty)



特性解說：

HSAT伺服款是建材用重型指接機系統，HS與HH系列差別在於伺服驅動，而伺服驅動除了比較穩定以外，在使用較小木材尺寸時也可以用較高的速度生產。

Features:

HSAT Servo type is Heavy Finger Joint System for architecture. The difference between HH and HS is Servo Drive. Servo Drive is not only more stable, but also high-speed production while using smaller timber.



層次/Term	機械編號/Machine number	數量/Quantity
A	HSTC-66A	1
B	DFSR-66S	1
C	HSTC-66A	1
D	DFSL-66S	1
E	HSTC-66B	2
F	HAPC-66	1
G	HSC-65A	2
H	NFJ-1300A	1
N	HSTC-66A	1
01	HSTC-66A	1
02	HSTC-66A	1

技術資料(technical Data)

工作高度(working height)	IN 820mm / OUT 750mm
地面負載(load on floor:)	25 N/cm
集塵孔徑(exhaustion)	6 * 8" ; 1 * 4"
集塵速度(exhaust speed)	30 m/s at a depre.of 12 mbar
空氣供應(compressed-air supply)	R2.5"
空氣接頭(compressed-air connection)	6*R3/4 ; 4*R1/2 ; 8 bar constant consumer unit
電力負載(connected load)	147 HP/109.8 KW

FURNIMATE WOOD WORKING MACHINERY CO.,LTD.

No.62, Lane 549, Sec.2, San Feng Road, Feng Yuan District, Taichung City 42073 Taiwan.

Tel: 886-4-25249780 Fax:+886-4-25238923 www.furnimate.com sales@twfurnimate.com

型號 Model 規格 / 配置 Specification / Configuration	HH		HS	
	H	H-2L	F	F-2L
工作長度 Working length	250mm ~ 2000(3000)mm			
工作寬度 Working width	35mm~205(250)mm			
工作厚度 Working thickness	25mm~100mm			
立式產能 Vertical type capacity 25x60x400	-			
水平式產能 Horizontal type capacity 22x50x350	-			
洗齒機工作台寬度 Shaper's table width	620mm		660mm	
洗齒機榫刀軸功率 Power of finger spindle	22.5KWx2			
洗齒機切斷巨功率 Power of cut-off saw	11.25KW/S			
洗齒機開槽巨功率 Power of scoring saw	-			
洗齒機工作傳動方式功率 Power of table movement	油壓 / hydraulic 3.75KW		伺服 / servo 2.9KW	
洗齒機最大工作次數 Shaper max. cycle speed	3 / 分鐘 min		3 / 分鐘 min	
洗齒機塗膠樣式 Glue spreader type	單液型噴塗 (雙液型噴塗) Single liquid type injection spreader(Two liquids type injection spreader)			
洗齒機切斷巨木材監控裝置 Shaper wood cutting monitoring device	○		●	
洗齒機異常檢知系統 Shaper abnormal detection system	○		●	
氣壓高速電磁閥 Pneumatic high - speed solenoid valve	○		●	
安全柵欄裝置 Safety fence device	○		●	
接榫機工作長度 Finger assembler working length	○		○	
接榫機進料變頻器功率 Power of feeding inverter	11.25KW			
接榫機油壓輸出功率 Power of hydraulic pump	7.5KW			
接榫機切斷巨功率 Power of cut-off saw	3.75KW			
接榫機最大工作次數 Assembler max. working cycle	6			
接榫機自動定長功能 Auto cut-length setting device	○		●	
接榫機異常檢知系統 Assembler abnormal detection system	-		●	
氣壓高速電磁閥 Pneumatic high - speed solenoid valve	○		●	
6.5米鏈條式預接機 6.5M chain type pre-joint feeding system	○		○	
伺服自動翻料機 Servo fully auto flipper device	○		○	
無線接長機 Infinite finger joint assembler machine	○		○	

●標準配置 Standard / ○選配 Optional / -無配置 No configuration / F 全自動配置 Fully automatic configuration / H 配置預接系統 Configure the pre-joint system / B 配置後出料輸送機 Configure rear feeding conveyor system / C 簡易輸送機配置 Simple Conveyor Configuration / 2L 雙指接線配置 Double finger assembler configuration

FURNIMATE WOOD WORKING MACHINERY CO.,LTD.

No.62, Lane 549, Sec.2, San Feng Road, Feng Yuan District, Taichung City 42073 Taiwan.


Tel: 886-4-25249780 Fax:+886-4-25238923 www.furnimate.com sales@twfurnimate.com

UCT-series

UCT-305

連續型複合指接機

Continuous compound finger jointing machine



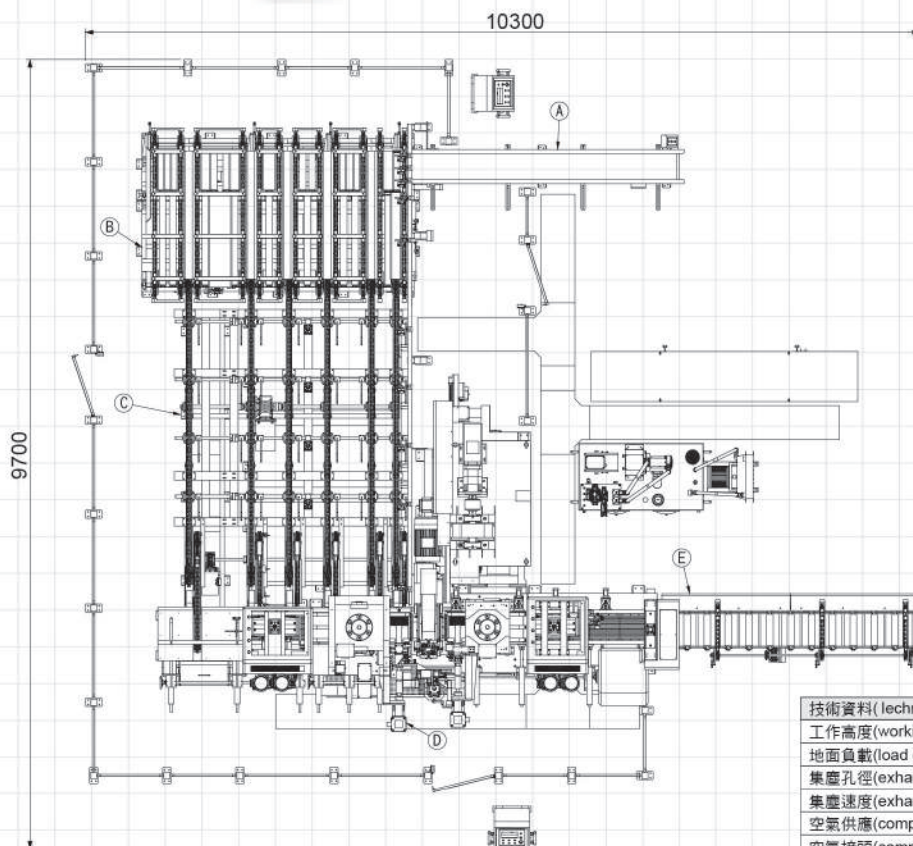
特性解說：

複合型指接機，是快得機械因應CLT/GLT中大型木建築市場需求所研發，該系統是將打榫機以及接榫機並包含了自動上膠，結合成為一套獨特的指接機系統讓使用上更為便利，讓使用者們有了更靈活的選擇。（可搭配多元的自動輸送系統設計）

UCT-S就是高階款的+plus就是增加輸送系統，標準款就是UCT

Features:

UCT-Series is designed for CLT/GLT market. The system combine shaper, assembler and glue applicator together, make it easier to work. Besides, the system is allowed to be with auto feeding device (UCT+plus)



項次/Term	機號編號/Machine number	數量/Quantity
A	SCC-30	1
B	RTC-303	1
C	UTC-304	1
D	CHI-305	1
E	MRO-30	1

技術資料 (Technical Data)	
工作高度(working height)	820/800mm
地面負載(load on floor:)	25 N/cm
集塵孔徑(exhaustion)	1 * 3"; 1 * 4"; 1 * 8"
集塵速度(exhaust speed)	30 m/s at a depre. of 12 mbar
空氣供應(compressed-air supply)	R1.5"
空氣接頭(compressed-air connection)	3 * R1/2; 8 bar constant consumer unit
空氣消耗(compressed-air consumption)	2650NL/min
電力負載(connected load)	174HP / 130.5KW
電力消耗(electric consumption)	130.5KWH

FURNIMATE WOOD WORKING MACHINERY CO.,LTD.

No.62, Lane 549, Sec.2, San Feng Road, Feng Yuan District, Taichung City 42073 Taiwan.

Tel: 886-4-25249780 Fax:+886-4-25238923 www.furnimate.com sales@twfurnimate.com

型號 Model	UCT-305
規格 / 配置 Specification / Configuration	
工作長度 Working length	500mm ~ 6000mm
工作寬度 Working width	50mm~305mm
工作厚度 Working thickness	75mm~110mm
立式產能 Vertical type capacity 25x60x400	-
水平式產能 Horizontal type capacity 22x50x350	-
洗齒機工作台寬度 Shaper's table width	305mm
洗齒機榫刀軸功率 Power of finger spindle	22.5KWx1
洗齒機切斷巨功率 Power of cut-off saw	-
洗齒機開槽巨功率 Power of scoring saw	-
洗齒機工作傳動方式功率 Power of table movement	伺服 / servo 3.5KW
洗齒機最大工作次數 Shaper max. cycle speed	8 / 分鐘 min
洗齒機塗膠樣式 Glue spreader type	單液型噴塗 Single liquid type injection spreader
洗齒機切斷巨木材監控裝置 Shaper wood cutting monitoring device	●
洗齒機異常檢知系統 Shaper abnormal detection system	●
氣壓高速電磁閥 Pneumatic high - speed solenoid valve	●
安全護欄裝置 Safety fence device	●
進出料變頻器功率 power of feeding inverter	11.25KW
接榫機油壓輸出功率 Power of hydraulic pump	30KW
接榫機切斷巨功率 Power of cut-off saw	7.5KW
接榫機最大工作次數 Assembler max. working cycle	8
接榫機自動定長功能 Auto cut-length setting device	●
接榫機異常檢知系統 Assembler abnormal detection system	●
氣壓高速電磁閥 Pneumatic high - speed solenoid valve	●
無線接長機 Infinite finger joint assembler machine	●
自動進料架 auto in-feeding device	○

● 標準配置 Standard / ○ 選配 Optional / - 無配置 No configuration / F 全自動配置 Fully automatic configuration / H 配置預接系統 Configure the pre-joint system / B 配置後出料輸送機 Configure rear feeding conveyor system / C 簡易輸送機配置 Simple Conveyor Configuration / 2L 雙指接線配置 Double finger assembler configuration

FURNIMATE WOOD WORKING MACHINERY CO.,LTD.

No.62, Lane 549, Sec.2, San Feng Road, Feng Yuan District, Taichung City 42073 Taiwan.

Tel: 886-4-25249780 Fax:+886-4-25238923 www.furnimate.com sales@twfurnimate.com

NAT-series

NAT-620-F

伺服款高速全自動指接機 (效能型)

Servo Type High-speed fully auto finger joint system (Efficiency)

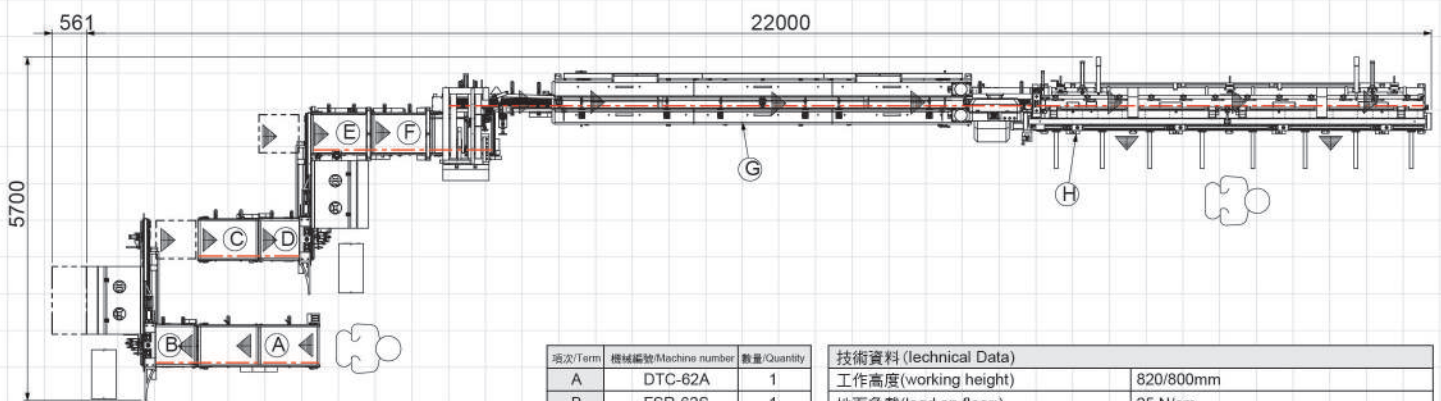


特性解說：

NAT系列機種是為了因應市場需求，以SAT主系統架構下創造出較為經濟型的伺服款高速指接系統，該系統有相當豐富的改裝配件，改裝完成後也可達到極近SAT系統的效能。

Features:

NAT series are for marketing demand, they are created under the SAT main system structure, Economic Servo Type High-speed Finger Joint System. There are various performance accessories in this system. After modification is completed, it can also reach to the effectiveness of SAT system nearly.



項次/Term	機械編號/Machine number	數量/Quantity	技術資料 (technical Data)	
A	DTC-62A	1	工作高度(working height)	820/800mm
B	FSR-62S	1	地面負載(load on floor:)	25 N/cm
C	STC-62A	1	集塵孔徑(exhaustion)	1 * 4" ; 4 * 8"
D	FSL-62S	1	集塵速度(exhaust speed)	30 m/s at a depre.of 12 mbar
E	STC-62B	1	空氣供應(compressed-air supply)	R1.5"
F	APC-62	1	空氣接頭(compressed-air connection)	4 * R1/2:8 bar constant consumer unit
G	HSC-65	1	空氣消耗(compressed-air consumption)	853.76 NL/min
H	NFJ-600	1	電力負載(connected load)	113 HP/84.175 KW

FURNIMATE WOOD WORKING MACHINERY CO.,LTD.

No.62, Lane 549, Sec.2, San Feng Road, Feng Yuan District, Taichung City 42073 Taiwan.

Tel: 886-4-25249780 Fax:+886-4-25238923 www.furnimate.com sales@twfurnimate.com

規格 / 配置 Specification / Configuration	H	F
工作長度 Working length	150(120)mm ~ 800mm	
工作寬度 Working width	25mm~150(150)mm	
工作厚度 Working thickness	15(12)mm~75mm	
立式產能 Vertical type capacity 25x60x400	48M/min	48M/min
水平式產能 Horizontal type capacity 22x50x350	28.8M/min	28.8M/min
洗齒機工作台寬度 Shaper's table width	620mm	
洗齒機榫刀軸功率 Power of finger spindle	18.75KW/S(22.5KW)	
洗齒機切斷巨功率 Power of cut-off saw	5.625KW/S(11.25KW)	
洗齒機開槽巨功率 Power of scoring saw	1.5KW	
洗齒機工作傳動方式功率 Power of table movement	伺服 / servo 2.0KW(2.9KW)	
洗齒機最大工作次數 Shaper max. cycle speed	6 / 分鐘 min	
洗齒機塗膠樣式 Glue spreader type	單液型噴塗 Single liquid type injection spreader	
洗齒機切斷巨木材監控裝置 Shaper wood cutting monitoring device	○	
洗齒機異常檢知系統 Shaper abnormal detection system	●	
氣壓高速電磁閥 Pneumatic high - speed solenoid valve	○	
安全柵欄裝置 Safety fence device	○	
接榫機工作長度 Finger assembler working length	6.2M	
接榫機進料變頻器功率 Power of feeding inverter	5.625KW	
接榫機油壓輸出功率 Power of hydraulic pump	3.75KW(7.5KW)	
接榫機切斷巨功率 Power of cut-off saw	3.75KW	
接榫機最大工作次數 Assembler max. working cycle	8	
接榫機自動定長功能 Auto cut-length setting device	●	
接榫機異常檢知系統 Assembler abnormal detection system	●	
氣壓高速電磁閥 Pneumatic high - speed solenoid valve	○	
6.5米鏈條式預接機 6.5M chain type pre-joint feeding system	●	●
伺服自動翻料機 Servo fully auto flipper device	-	●
無線接長機 Infinite finger joint assembler machine	-	

●標準配置 Standard / ○選配 Optional / -無配置 No configuration / F 全自動配置 Fully automatic configuration / H 配置預接系統 Configure the pre-joint system / B 配置後出料輸送機 Configure rear feeding conveyor system / C 簡易輸送機配置 Simple Conveyor Configuration / 2L 雙指接線配置 Double finger assembler configuration

FURNIMATE WOOD WORKING MACHINERY CO.,LTD.


No.62, Lane 549, Sec.2, San Feng Road, Feng Yuan District, Taichung City 42073 Taiwan.

Tel: 886-4-25249780 Fax:+886-4-25238923 www.furnimate.com sales@twfurnimate.com

IAT-series

IAT-620-C(MINI-AT)

變頻款簡易自動指接機(經濟型)
 Inverter type simple auto finger joint system
 (Economic)

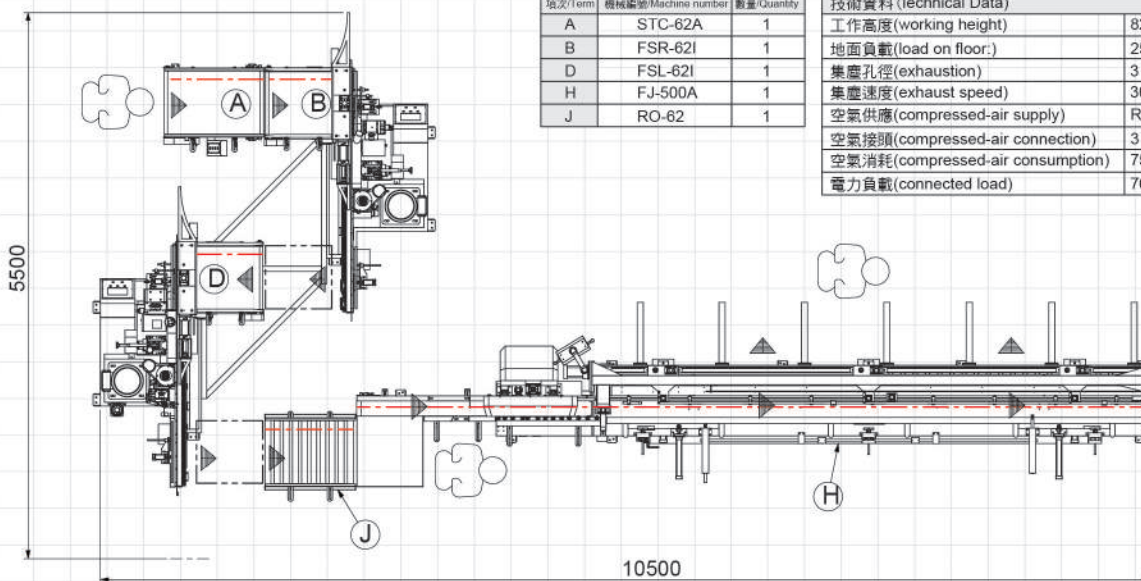


特性解說：

IAT系列採用變頻驅動，是為了部分加工尺寸並不高但是需求較高的產能的使用者，所設計出的產品。工作速度比標準油壓款快30%，不過木材加工高度無法太大。IAT的優點就是日後可以很便利得透過設備升級配件改變成為NAT系列。

Features:

IAT series use Inverter Drive. This product is designed for some customers with lower height processing size, but need higher capacities. Working speed is faster 30% than standard hydraulic type, but the height of wood material cannot be too tall. The advantage of IAT is easier to update to NAT series by adding optional equipment conveniently.



項次/Term	機械編號/Machine number	數量/Quantity
A	STC-62A	1
B	FSR-62I	1
D	FSL-62I	1
H	FJ-500A	1
J	RO-62	1

技術資料 (Technical Data)	
工作高度(working height)	820/800mm
地面負載(load on floor)	25 N/cm
集塵孔徑(exhaustion)	3 * 3" ; 6 * 4" ; 2 * 5"
集塵速度(exhaust speed)	30 m/s at a depre. of 12 mbar
空氣供應(compressed-air supply)	R1.5"
空氣接頭(compressed-air connection)	3 * R1/2; 8 bar constant consumer unit
空氣消耗(compressed-air consumption)	750 NL/min
電力負載(connected load)	76HP/56.625KW

FURNIMATE WOOD WORKING MACHINERY CO.,LTD.

No.62, Lane 549, Sec.2, San Feng Road, Feng Yuan District, Taichung City 42073 Taiwan.

Tel: 886-4-25249780 Fax:+886-4-25238923 www.furnimate.com sales@twfurnimate.com

規格 / 配置 Specification / Configuration	- / B / C	BH	BF
工作長度 Working length	150mm ~ 800mm		
工作寬度 Working width	25mm~100(150)mm		
工作厚度 Working thickness	15(12)mm~75mm		
立式產能 Vertical type capacity 25x60x400	20M/min	28.8M/min	28.8M/min
水平式產能 Horizontal type capacity 22x50x350	20M/min	21.6M/min	21.6M/min
洗齒機工作台寬度 Shaper's table width	620mm		
洗齒機榫刀軸功率 Power of finger spindle	15KW(18.75KW)		
洗齒機切斷巨功率 Power of cut-off saw	3.75KW/S(11.25KW/S)		
洗齒機開槽巨功率 Power of scoring saw	1.5KW		
洗齒機工作傳動方式功率 Power of table movement	變頻/ inverter 1.5KW		
洗齒機最大工作次數 Shaper max. cycle speed	4 / 分鐘 min		
洗齒機塗膠樣式 Glue spreader type	單液型噴塗 (滾輪塗膠) Single liquid type injection spreader (Roller spreader)		
洗齒機切斷巨木材監控裝置 Shaper wood cutting monitoring device	-		
洗齒機異常檢知系統 Shaper abnormal detection system	-		
氣壓高速電磁閥 Pneumatic high - speed solenoid valve	○		
安全柵欄裝置 Safety fence device	○		
接榫機工作長度 Finger assembler working length	5M		
接榫機進料變頻器功率 Power of feeding inverter	5.625KW		
接榫機油壓輸出功率 Power of hydraulic pump	3.75KW(高速 / high speed)		
接榫機切斷巨功率 Power of cut-off saw	3.75KW		
接榫機最大工作次數 Assembler max. working cycle	6		
接榫機自動定長功能 Auto cut-length setting device	○		
接榫機異常檢知系統 Assembler abnormal detection system	-		
氣壓高速電磁閥 Pneumatic high - speed solenoid valve	○		
6.5米鏈條式預接機 6.5M chain type pre-joint feeding system	-	●	●
伺服自動翻料機 Servo fully auto flipper device	-	-	●
無線接長機 Infinite finger joint assembler machine	-		

●標準配置 Standard / ○選配 Optional / -無配置 No configuration / F 全自動配置 Fully automatic configuration / H 配置預接系統 Configure the pre-joint system / B 配置後出料輸送機 Configure rear feeding conveyor system / C 簡易輸送機配置 Simple Conveyor Configuration / 2L 雙指接線配置 Double finger assembler configuration

FURNIMATE WOOD WORKING MACHINERY CO.,LTD.

No.62, Lane 549, Sec.2, San Feng Road, Feng Yuan District, Taichung City 42073 Taiwan.


Tel: 886-4-25249780 Fax:+886-4-25238923 www.furnimate.com sales@twfurnimate.com

EAT- series

EAT-620

伺服款超高速全自動指接機 (量產型)

Hydraulic type auto finger joint system

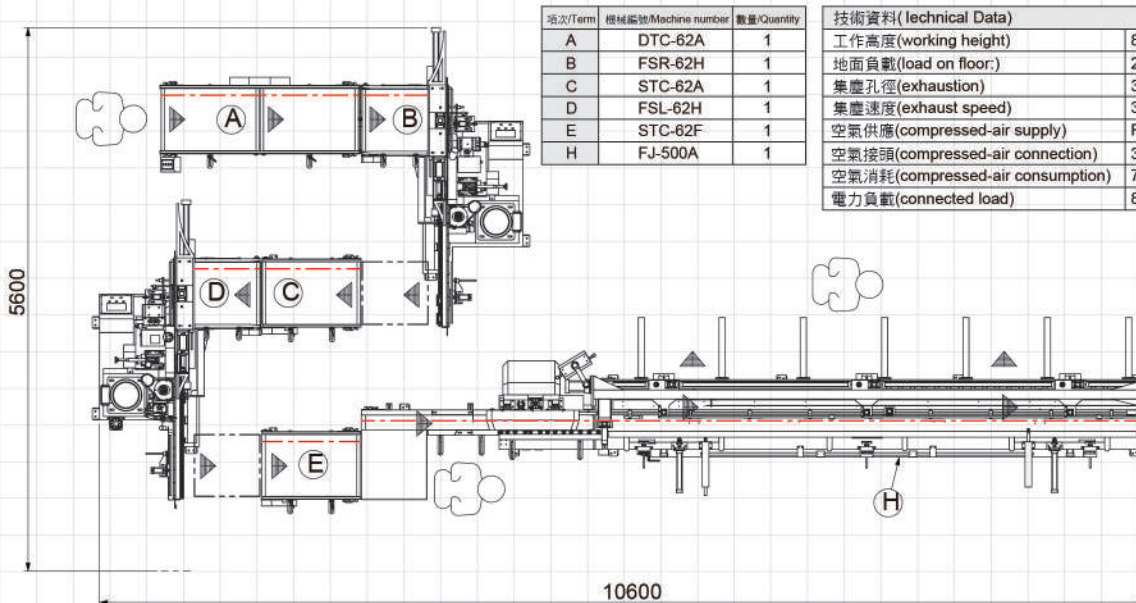


特性解說：

NAT系列是最為經典的標準油壓款式，該系列從1993年至今已經改款到了第三代，一直以輸出壓力較大且穩定傳動，成本上也較為經濟的設計，讓該款式長年來一直是快得公司的主力產品。

Features:

EAT series is the most classical standard hydraulic type. Since 1993, we keep improving this series. Nowadays, it is the third generation. Because the design of greater output pressure, stable driving and economical in cost, EAT is the main product of FURNIMATE for many years.



項次/Term	機號編號/Machine number	數量/Quantity
A	DTC-62A	1
B	FSR-62H	1
C	STC-62A	1
D	FSL-62H	1
E	STC-62F	1
H	FJ-500A	1

技術資料 (Technical Data)	
工作高度(working height)	820/800mm
地面負載(load on floor:)	25 N/cm
集塵孔徑(exhaustion)	3 * 3" ; 6 * 4" ; 2 * 5"
集塵速度(exhaust speed)	30 m/s at a depre.of 12 mbar
空氣供應(compressed-air supply)	R1.5"
空氣接頭(compressed-air connection)	3 * R1/2:8 bar constant consumer unit
空氣消耗(compressed-air consumption)	750 NL/min
電力負載(connected load)	80HP/59.25KW

FURNIMATE WOOD WORKING MACHINERY CO.,LTD.

No.62, Lane 549, Sec.2, San Feng Road, Feng Yuan District, Taichung City 42073 Taiwan.

Tel: 886-4-25249780 Fax:+886-4-25238923 www.furnimate.com sales@twfurnimate.com

規格 / 配置 Specification / Configuration	- / B / C	BH	BF
工作長度 Working length	150mm ~ 800mm		
工作寬度 Working width	25mm~100(150)mm		
工作厚度 Working thickness	15(12)mm~75mm		
立式產能 Vertical type capacity 25x60x400	20M/min	28.8M/min	28.8M/min
水平式產能 Horizontal type capacity 22x50x350	15.6M/min	15.6M/min	15.6M/min
洗齒機工作台寬度 Shaper's table width	620mm		
洗齒機榫刀軸功率 Power of finger spindle	15KW(18.75KW)		
洗齒機切斷巨功率 Power of cut-off saw	3.75KW/S(11.25KW/S)		
洗齒機開槽巨功率 Power of scoring saw	1.5KW		
洗齒機工作傳動方式功率 Power of table movement	油壓 / hydraulic 2.25KW (高速 / High speed 3.75KW)		
洗齒機最大工作次數 Shaper max. cycle speed	3(4) /分鐘 min		
洗齒機塗膠樣式 Glue spreader type	單液型噴塗 (滾輪塗膠) Single liquid type injection spreader (Roller spreader)		
洗齒機切斷巨木材監控裝置 Shaper wood cutting monitoring device	-		
洗齒機異常檢知系統 Shaper abnormal detection system	-		
氣壓高速電磁閥 Pneumatic high - speed solenoid valve	○		
安全柵欄裝置 Safety fence device	○		
接榫機工作長度 Finger assembler working length	5M		
接榫機進料變頻器功率 Power of feeding inverter	5.625KW		
接榫機油壓輸出功率 Power of hydraulic pump	3.75KW(高速 / high speed)		
接榫機切斷巨功率 Power of cut-off saw	3.75KW		
接榫機最大工作次數 Assembler max. working cycle	5		
接榫機自動定長功能 Auto cut-length setting device	○		
接榫機異常檢知系統 Assembler abnormal detection system	-		
氣壓高速電磁閥 Pneumatic high - speed solenoid valve	○		
6.5米鏈條式預接機 6.5M chain type pre-joint feeding system	-	●	●
伺服自動翻料機 Servo fully auto flipper device	-	-	●
無線接長機 Infinite finger joint assembler machine	-		

●標準配置 Standard / ○選配 Optional / -無配置 No configuration / F 全自動配置 Fully automatic configuration / H 配置預接系統 Configure the pre-joint system / B 配置後出料輸送機 Configure rear feeding conveyor system / C 簡易輸送機配置 Simple Conveyor Configuration / 2L 雙指接線配置 Double finger assembler configuration

FURNIMATE WOOD WORKING MACHINERY CO.,LTD.

No.62, Lane 549, Sec.2, San Feng Road, Feng Yuan District, Taichung City 42073 Taiwan.

Tel: 886-4-25249780 Fax:+886-4-25238923 www.furnimate.com sales@twfurnimate.com

打樺機
FINGER SHAPER



▶ FSL-62S

佈膠打樺機 (S=伺服款)

Finger shaper with glue applicator (S=Servo type)



▶ FSL-62H or I

佈膠打樺機 (H=油壓款 I=變頻款)

Finger shaper with glue applicator (H=Hydraulic type I=Inverter type)



▶ FSR-62H or I

入料打樺機 (H=油壓款 I=變頻款)

Finger shaper (H=Hydraulic type I=Inverter type)



▶ FSM-460A

半自動打樺機 (風油壓款)

Semi-auto finger shaper (Air-hydraulic type)



▶ FSM-460

手動打樺機

Manual finger shaper



▶ DFSL-62H or S

重型雙立軸半自動佈膠打樺機 (H=油壓款 S=伺服款)
Heavy duty double spindles semi-auto finger shaper with glue applicator (H=Hydraulic type S=Servo type)



▶ DFSR-62H or S

重型雙立軸半自動打樺機 (H=油壓款 S=伺服款)
Heavy duty double spindles semi-auto finger shaper (H=Hydraulic type S=Servo type)

FURNIMATE WOOD WORKING MACHINERY CO.,LTD.


No.62, Lane 549, Sec.2, San Feng Road, Feng Yuan District, Taichung City 42073 Taiwan.

Tel: 886-4-25249780 Fax:+886-4-25238923 www.furnimate.com sales@twfurnimate.com



接榫機

FINGER JOINT ASSEMBLER



▶ FJ-500A

標準型自動接榫機系統 (雙層)
Standard automatic finger joint assembler system
(Two step)



▶ NFJ-600A

量產型自動接榫機系統 (雙層)
Mass production automatic finger joint assemble
system (Two step)



▶ FJ-460L

簡易型半自動接榫機系統 (單層)
Simple semi-auto finger joint assembler system (One step)



▶ NFJ-600

效能型自動接榫機系統 (雙層)
Efficiency automatic finger joint assembler system (Two step)



▶ UFJ-300or600

重型無限長接榫機系統(油壓進料系統)
Heavy duty infinite finger joint assembler system
(Hydraulic infeed system)

輸送系統
FEEDING SYSTEM




▶ APC-62/66

伺服款自動翻料機 (雙模式系統)
Servo type auto transfer feeding device (Dual-mode system)



▶ HSC-65

鏈條式輸送預接系統
Chain type pre-joint feeding system



▶ SCB+STC-62B

搭配HSC輸送系統
Arrange With Hsc Feeding System
自動清洗水洗台輸送機
Auto Clean Out-feed Conveyor Device



▶ PC-62

自動儲料系統
Auto storing-feeding device

其他
OTHERS



▶ FNG-250

精密級指接刀磨刀機
Universal Industry Tool Grinders








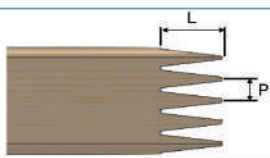
▶ FSG-150

手動型佈膠機
Manual glue spreader

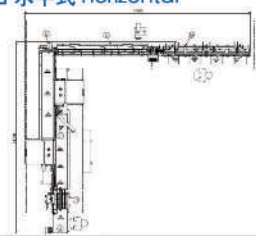
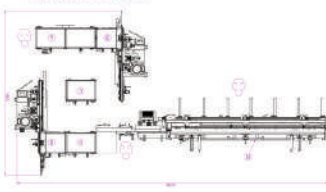

公司基本機料COMPANY INFORMATION

公司名稱 Company Name	
公司地址 Company Address	
聯絡人 Contact Name	
手機號碼 Cell Phone Number	
信箱 E-mail	

參數資料 DATA

1. 樹種 wood Species	A.	B.	C.
2. 硬度 Species Gravity	<input type="checkbox"/> 軟木 Soft Wood (0.3-0.5)	<input type="checkbox"/> 中硬木 Medium Wood (0.5-0.8)	<input type="checkbox"/> 硬木 Hard Wood (0.8-1.2)
3. 木材加工尺寸 Wood Working Size	木材長度 Wood Length: _____mm % - _____mm % 	木材厚度 Wood Thickness: _____mm % - _____mm % 	木材寬度 Wood Wide: _____mm % - _____mm % 
4. 指榫樣式 Finger Type	<input type="checkbox"/> 水平暗榫 Horizontal (butt) joint 		<input type="checkbox"/> 立式明榫 Vertical joint 
5. 榫刀尺寸 Finger joint Dimension	<input type="checkbox"/> 特殊刀具 - 刀具外徑(180/210/250mm) Finger Cutter Outside Diameter _____mm 指榫間距 Finger Pitch _____mm 指榫長度 Finger Length _____mm <input type="checkbox"/> 標準刀具 Standard Finger Cutter 外徑 Diameter = 160mm 間距 Pitch = 4mm 榫長 Finger Length = 11mm		

參數資料-2 DATA-2

6. 膠水樣式 The Model of Glue Applicator	<input type="checkbox"/> 單液型膠水 One Component	<input type="checkbox"/> 兩液型膠水 Two Component	<input type="checkbox"/> PUR膠水
7. 接榫機成品長度 FJ Assembler Length	<input type="checkbox"/> 標準成品長度 Standard Products Length - Less than 6.2M 以內(include) <input type="checkbox"/> 特殊成品長度 Special Products Length _____米 M _____%		
8. 產能需求 Capacity Request	每班 8 小時 1shif 8hrs - _____M3(Cubic Meter/立方米) or _____M (Length Meter長度米)		
9. 產品用途 Products Use	<input type="checkbox"/> 傢俱 furniture	<input type="checkbox"/> 建築 Construction Material (GLT)	<input type="checkbox"/> 其他 Others
10. 使用經驗 Use Experience	<input type="checkbox"/> 有 YES	<input type="checkbox"/> 無 NO	
11. 打榫機傳動樣式 Table movement Type	<input type="checkbox"/> 油壓 Hydraulic	<input type="checkbox"/> 變頻 Inverter	<input type="checkbox"/> 伺服 Servo
12. 機型樣式 Machine Model	<input type="checkbox"/> 水平式 horizontal 	<input type="checkbox"/> 簡易自動(3人操作) Simple Auto 	<input type="checkbox"/> 全自動(2人操作) Fully Auto 
13. 安全樣式 Safety Mode	<input type="checkbox"/> 標準 Standard-無 NO	<input type="checkbox"/> 簡易安全裝置 (Simple Safety) CE/CSA	<input type="checkbox"/> 標準 Standard Safety-CE/CSA
14. 採購預算 Budget (USD/NT)			
15. 適用機型 Model			
特殊需求 Special Request			